

Baroness Eithni ingen Talorgain tutorial <https://eithni.com/whipcording/>

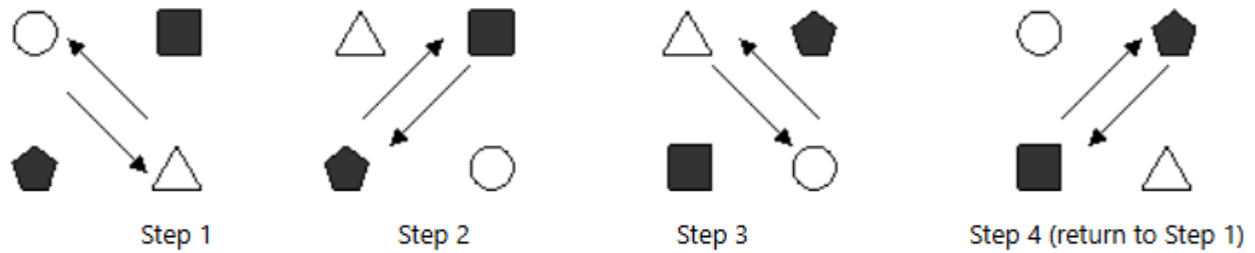


A mobile whipcorder among the other fiber artists in The Education of the Virgin (1640-1642).

In use, here: <https://www.youtube.com/watch?v=0px0xVZl7hc>

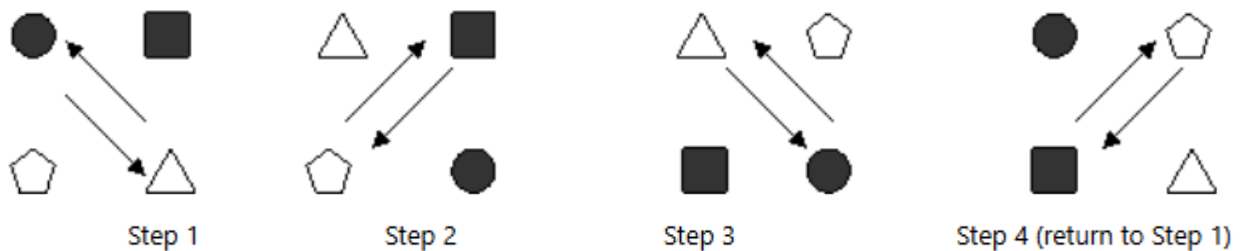


Stripes



Stripes on top, Spirals on bottom

Spirals



from **Mistress Morgan Rowanwaif**

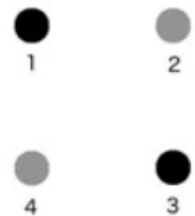
<https://sonneteerattheslam.wordpress.com/2016/05/04/viking-whipcording-patterns-and-diversions/>



Singles Pattern: 1-3, 2-4, 1-3, 2-4

Top: Two-colored stripe pattern. Threads of the same color are passed, keeping a consistent color in each corner position.

Bottom: Two-colored spiral pattern. Threads of opposing colors are passed, resulting in the “paired” colors rotating around the cord.



Variations

Single pass: opposing threads pass once, e.g. 1-3, 2-4

Double pass: opposing threads pass twice, e.g. 1-3, 1-3, 2-4, 2-4

Single-Double Pattern: 1-3, 1-3, 2-4, 1-3, 1-3, 2-4

Top: Two-colored stripe, alternating single (blue) and double (yellow) passes.

Bottom: Two-colored spiral, alternating single and double passes.

